



Product Group

Miscellaneous

Characteristics



Product
Information

Aerodur[®] Brushing Filler is a 2-component isocyanate cured filler to fill pores in fiber reinforced plastics:

- Designed to fill pores in composites without leaving additional films on the substrate.
- Reduces sanding time.
- Can be applied by brush and scraped off with spatula
- Can be used for interior and exterior composite parts.

Components



Hardener Thinner
or
Activator

Hardener S 66/22 R
Hardener S 66/14 (faster cure)

Specifications



Qualified Product
List

British Aerospace BAEP-3527
Avro Int. AVP 3-003

For most recent up-date or missing specifications please check the qualified product list (QPL) on www.akzonobel.com/aerospace

Surface Conditions



Cleaning

- The primer should dry for minimum 16 hours at room temperature.
- Remove oil, grease and other contaminations prior to application of Aerodur[®] Brushing Filler
- Recondition aged primers or topcoats with e.g. Scotch-Brite[®] type A very fine to a uniform and matt surface.

Instruction for Use



Mixing Ratio
(volume)

100 parts Aerodur[®] Brushing Filler.
12 parts Hardener S 66/22 R or Hardener S 66/14

- Allow products to acclimatize to room temperature before use.
- Stir or shake Aerodur[®] Brushing Filler till all pigment is uniformly dispersed before adding hardener.
- Add Hardener S 66/22 R or Hardener S 66/14 and stir the catalyzed mixture thoroughly



Induction Time

15 – 30 minutes after mixing



Pot Life
(21°C/70°F)

6 hours

Application Recommendations



Conditions

Temperature: 15 – 35°C
59 – 95°F

Relative Humidity: 35 – 75%



Note

Aerodur[®] Brushing Filler may be applied in conditions outside of the limits shown above. Care must be exercised to ensure a satisfactory result. Please contact your local AkzoNobel Aerospace Coatings representative to determine the proper application techniques and choice of hardener when environmental conditions fall outside of the recommended range.



Equipment

Brush, spatula



Application Scheme

- Brush the Aerodur[®] Brushing Filler in a wet coat. Allow the filler to dry till the surface is matt (5 – 10 minutes at room temperature).
- Remove excessive filler with e.g. a putty knife, a sponge or a cloth.
- Areas which will be exposed to moisture should be primed before applying topcoat, preferable with Aerodur[®] Barrier Primer 37045



Cleaning of Equipment

Solvent Cleaning C 28/15 or Solvent Cleaning 98068



Note

The quality of the application of all coatings will be influenced by the spray equipment chosen and the temperature, humidity, and air flow of the paint application area. When applying the product for the first time, it is recommended that test panels be prepared in order to identify the best equipment settings to be used in optimizing the performance and appearance of the coating.

Physical Properties



Drying Times
(21°C/70°F, 55% RH)

Set to touch
Dry to sand

5 – 10 minutes
8 hours (Hardener S 66/22 R)
4 hours (hardener S 66/14)

Remove sanding dust with e.g. tack rags






Forced drying

30 minutes flash-off followed by 30 minutes at 70 °C / 158 °F

Recoatable min.
Recoatable max.

4 hours
72 hours



	Dry film weight	2.3 g/m ² /μm 0.012 lbs/ft ² /mil
	Gloss (60°)	< 10 GU
	Color	Off-white
	Flash-point	Aerodur® Brushing Filler <21°C / 70°F Hardener S 66/22 R >21°C / 70°F Hardener S 66/14 >21°C / 70°F
	Storage	Store the product dry and at a temperature between 5 and 25°C / 41 and 77°F. Stored in the original unopened containers. Aerodur® Brushing Filler 48 months Hardener S 66/22 R 24 months Hardener S 66/14 12 months

Safety Precautions

Comply with all local safety, disposal and transportation regulations. Check the Material Safety Data Sheet (MSDS) and label of the individual products carefully before using the products. The MSDS's are available on request.

Issue date: August 2009 (supersedes December 2006) - FOR PROFESSIONAL USE ONLY

IMPORTANT NOTE The information in this data sheet is not intended to be exhaustive and is based on the present state of our knowledge and on current laws: any person using the product for any purpose other than that specifically recommended in the technical data sheet without first obtaining written confirmation from us as to the suitability of the product for the intended purpose does so at his own risk. It is always the responsibility of the user to take all necessary steps to fulfill the demands set out in the local rules and legislation. Always read the Material Data Sheet and the Technical Data Sheet for this product if available. All advice we give or any statement made about the product by us (whether in this data sheet or otherwise) is correct to the best of our knowledge but we have no control over the quality or the condition of the substrate or the many factors affecting the use and application of the product. Therefore, unless we specifically agree in writing otherwise, we do not accept any liability whatsoever for the performance of the product or for any loss or damage arising out of the use of the product. All products supplied and technical advice given is subject to our standard terms and conditions of sale. You should request a copy of this document and review it carefully. The information contained in this data sheet is subject to modification from time to time in the light of experience and our policy of continuous development. It is the user's responsibility to verify that this data sheet is current prior to using the product.

Brand names mentioned in this data sheet are trademarks of or are licensed to AkzoNobel.
Scotch-Brite® is a trademark of 3M.